



Right now, food insecurity is at record levels. Iowa is among the three states which saw the largest increase (44.6%) in the number of food-insecure people in Feeding America’s latest “Map the Meal Gap” report.

Food Bank of Iowa finds free and reduced-price food, keeps it safe and delivers it to the doors of 700 partners and programs across 55 counties. They take the food the last few feet and hand it to their neighbors facing hunger.

As a Feeding America food bank, we follow strict food safety guidelines, ensure food goes to people in need and manage national retail food rescue partnerships.

2.2 MILLION* INDIVIDUALS SERVED

AT PARTNER PANTRIES
20% INCREASE OVER FY2023

- 790,488 households
- 871,028 children
- 888,623 adults
- 342,273 older Iowans

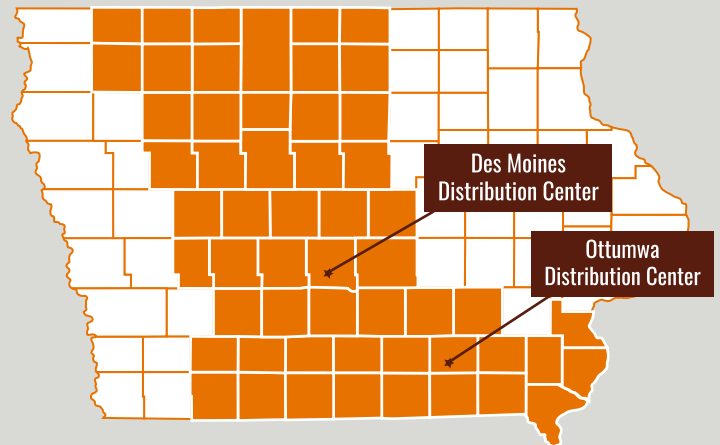
25.3 MILLION POUNDS OF FOOD DISTRIBUTED EQUIVALENT TO 21 MILLION MEALS = 19.5% INCREASE OVER FY2023

- 1,869,418 meals served through partner meal sites*
- 90,330 Backpack sacks distributed to elementary students*
- 2,439,725 pounds distributed through our mobile pantry program
- 3,296,648 pounds distributed through our school pantry program
- 13,346,735 pounds of donated food distributed

*4.1 MILLION TOTAL POINTS OF SERVICE

700 PARTNERS & PROGRAMS

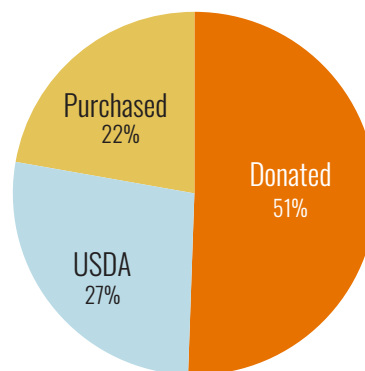
- 251 community pantries
- 157 school pantries
- 98 Backpack schools
- 46 mobile pantries
- 30 residential programs
- 29 meal sites or shelters
- 26 youth programs
- 18 multi-service
- 18 veteran programs
- 15 daycare centers
- 12 senior programs



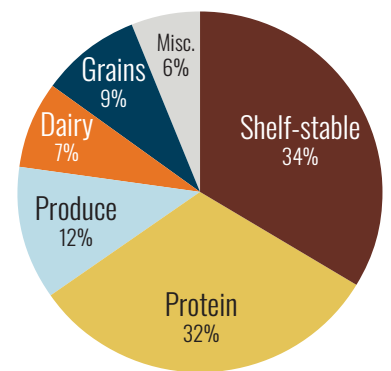
37,278 VOLUNTEER HOURS = WORK OF 18 FULL-TIME EMPLOYEES (more than 25% of our workforce!)

- 10,391 volunteer shifts filled
- Value of volunteer hours is \$1.2 million (IRS value at \$33.49/hour)
- 3 million pounds sorted by volunteers

FOOD SOURCES



FOOD TYPES



THE REALITY OF HUNGER IN IOWA

37%

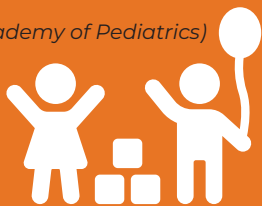
OF IOWA HOUSEHOLDS
DON'T MAKE ENOUGH TO
COVER BASIC NEEDS
(United Ways of Iowa ALICE Report)

1 in 9

IOWANS FACE
FOOD INSECURITY
(Feeding America)

CHILDREN

- 15.4% of Iowa children face hunger.
(Feeding America)
- 42% of Iowa students are eligible for free or reduced-price school meals.
(Iowa Department of Education)
- Children who lack proper nutrition face developmental and long-term physical and mental health problems.
(American Academy of Pediatrics)



FAMILIES

- 34% of Black and 31% of Hispanic households can't afford basic needs.
- A single parent with one child must earn \$24.64 hourly to cover basic needs.
- The median hourly wage in Iowa is \$21.32.
(Common Good Iowa)



SENIORS & VETERANS

- \$1,866 is the average monthly Social Security retirement benefit.
(SSA)
- \$2,371 is the necessary monthly income for an adult to cover basic needs.
(Common Good Iowa)
- 11.1% of working-age veterans live in food insecure households.
(USDA)



LESS THAN \$2 FEEDS A NEIGHBOR FOR ONE DAY

96 cents of every dollar donated to Food Bank of Iowa go directly to feed Iowans facing hunger. Food Bank of Iowa is 100% supported by generous individual, corporate, foundation and food donors.

FOOD DONATION ECONOMIC AND ENVIRONMENTAL IMPACT

Food donations are not only good for neighbors facing food insecurity, but also **good for our environment and economy.**

- **8.3 million** pounds of food (more than 6.9 million meals) were diverted from landfills.
- **12,599 tons** of CO₂e emissions were avoided.
- Our neighbors saved **\$26,311,000** on their grocery bills.
- Retailers and manufacturers received **\$16,351,000** in tax credits.

We are grateful for community support in the fight against hunger. To learn more, get help or give help visit www.FoodBankIowa.org.

